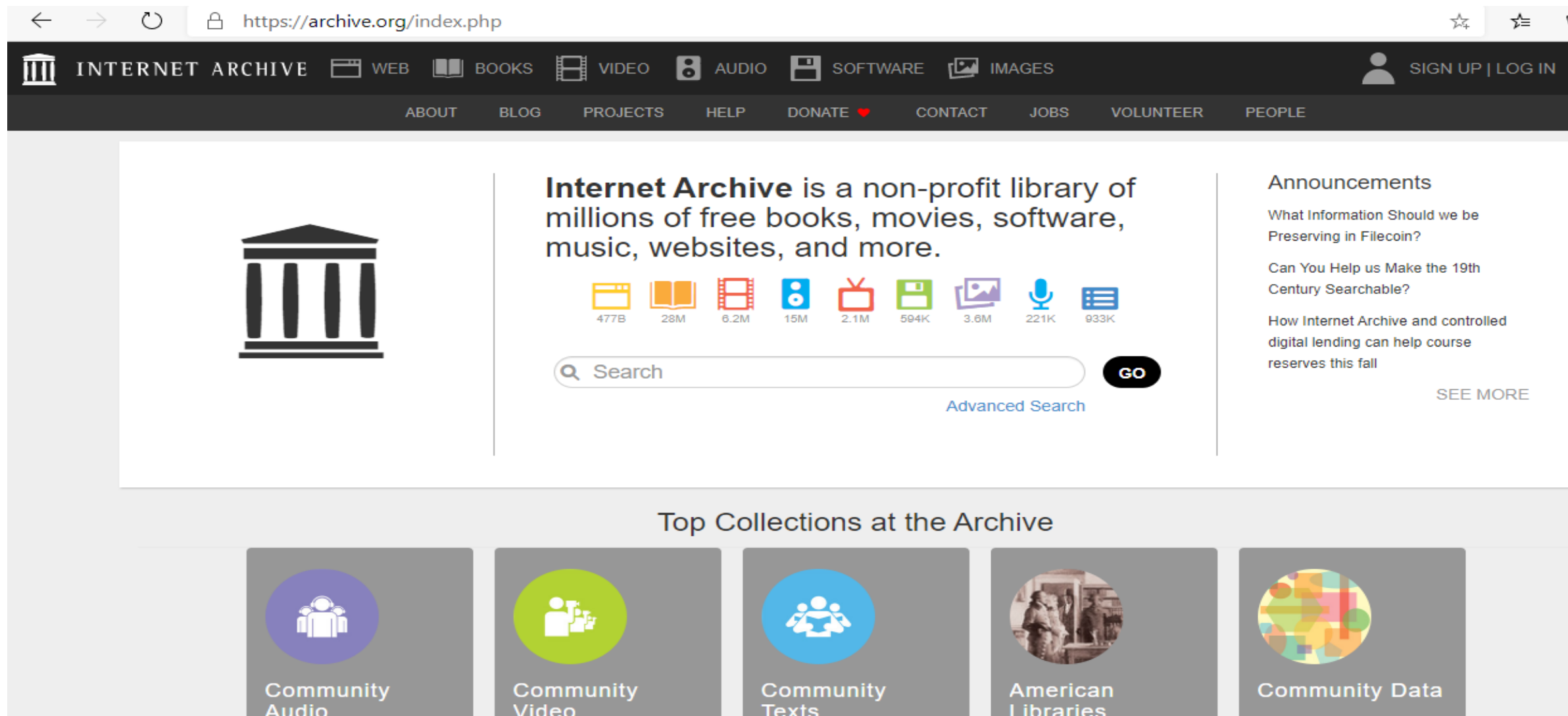


How to Borrow eBooks for Free from the Internet Library

Step 1 – Go the “Internet Library Website”

<https://archive.org/index.php>



The screenshot shows the homepage of the Internet Archive. At the top, there is a navigation bar with the Internet Archive logo and menu items: WEB, BOOKS, VIDEO, AUDIO, SOFTWARE, IMAGES, SIGN UP, and LOG IN. Below this is a secondary navigation bar with links: ABOUT, BLOG, PROJECTS, HELP, DONATE (with a red heart icon), CONTACT, JOBS, VOLUNTEER, and PEOPLE. The main content area features a large black and white icon of a classical building on the left. To its right, a text block states: "Internet Archive is a non-profit library of millions of free books, movies, software, music, websites, and more." Below this text is a row of nine colorful icons representing different media types, each with a corresponding value: 477B (web), 28M (books), 6.2M (video), 15M (audio), 2.1M (software), 594K (software), 3.6M (images), 221K (audio), and 933K (text). A search bar with a magnifying glass icon and the word "Search" is positioned below the icons, with a black "GO" button to its right and a link for "Advanced Search" underneath. On the far right, an "Announcements" section lists three articles with titles like "What Information Should we be Preserving in Filecoin?" and "Can You Help us Make the 19th Century Searchable?". A "SEE MORE" link is located at the bottom right of this section. At the bottom of the page, a section titled "Top Collections at the Archive" displays five collection tiles: "Community Audio" (purple circle with people icon), "Community Video" (green circle with person and video icon), "Community Texts" (blue circle with people icon), "American Libraries" (circular image of a library interior), and "Community Data" (colorful abstract geometric pattern).

Step 2 – Create a Free Account



Sign up for an account

Get your virtual library card! Already have one? [Log In!](#)

Enter email address Up to 127 characters

Choose a screen name (this is how others will see you) 3 to 127 characters

Choose a password 3 to 100 characters




Announcements

- I want to receive Internet Archive news, announcements, and resources
- I want to receive invitations to future Internet Archive events

By signing up, you agree to the Internet Archive's [Terms of Service](#).

Sign up

Step 3 – Type in the search box your topic.
For this example we are trying to find books on Pope John Paul II.
Then click on the “Go” button.



The screenshot shows the Internet Archive website's search interface. At the top, there is a navigation bar with the Internet Archive logo and links for WEB, BOOKS, VIDEO, AUDIO, SOFTWARE, and IMAGES. Below this is a secondary navigation bar with links for ABOUT, BLOG, PROJECTS, HELP, DONATE, CONTACT, JOBS, VOLUNTEER, and PEOPLE. A central banner reads "Search the history of over 477 billion web pages on the Internet." Below the banner is the WayBackMachine logo and a search input field with the placeholder text "enter URL or keywords".

On the left side of the main content area, there is a large icon of a classical building with four columns. To the right of this icon, the text reads: "Internet Archive is a non-profit library of millions of free books, movies, software, music, websites, and more." Below this text is a row of icons representing different media types with their respective counts: 477B (websites), 28M (books), 6.2M (movies), 15M (audio), 2.1M (TV), 594K (software), 3.6M (images), 221K (radio), and 933K (archived web sites).

Below the icons is a search input field containing the text "Pope John Paul II" and a "GO" button. Underneath the search field are five radio button options for search criteria: "Search metadata" (selected), "Search text contents", "Search TV news captions", "Search radio transcripts", and "Search archived web sites". To the right of these options is a link for "Advanced Search".

On the right side of the main content area, there is a section titled "Announcements" with three links: "What Information Should we be Preserving in Filecoin?", "Can You Help us Make the 19th Century Searchable?", and "How Internet Archive and controlled digital lending can help course reserves this fall". Below the announcements is a "SEE MORE" link.

Step 4 – Here are the results of the books. Scroll down and make your choice.

INTERNET ARCHIVE WEB BOOKS VIDEO AUDIO SOFTWARE IMAGES

JACKEYP UPLOAD

ABOUT BLOG PROJECTS HELP DONATE CONTACT JOBS VOLUNTEER PEOPLE

Search [Share](#) [Favorite](#)

Search metadata [Advanced Search](#)

Search text contents

Search TV news captions

Search radio transcripts

Search archived web sites

4,913 RESULTS

SORT BY RELEVANCE · VIEWS · TITLE · DATE ARCHIVED · CREATOR

Media Type


<input type="checkbox"/> collections	25
<input type="checkbox"/> texts	2,580
<input type="checkbox"/> audio	1,898
<input type="checkbox"/> movies	330
<input type="checkbox"/> images	77
<input type="checkbox"/> software	2

[More](#)


Availability

<input type="checkbox"/> Lending Library	503
--	-----


Year




Pope John Paul II, pilgrim of peace
by John Paul II, Pope, 1920-2005




Pope John Paul II
by Behnke, Alison



Pope John Paul II
by Aaseng, Nathan







Pope John Paul II
by Costello, Hugh, author



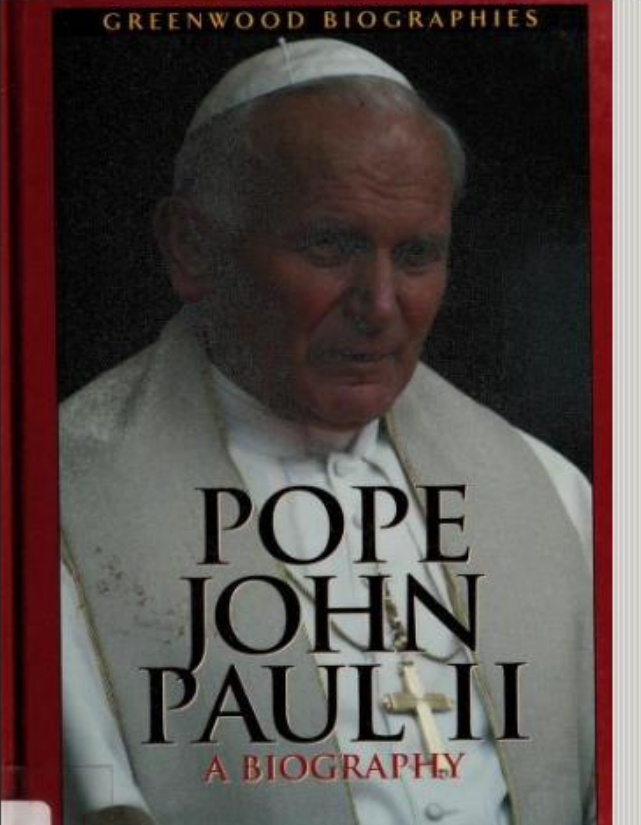
Pope John Paul II
by Renahan, Edward, 1956-


Step 5 – Here is the book choice but notice with the Internet Free Library you can only view the book for free for a timeframe based on this website. Sometimes you can view the book for a few weeks or maybe an hour. For this book you have one hour. Click on the blue tab to reserve the book

This book may be borrowed for 1 hour.  Borrow for 1 hour  Purchase 

Preview: Pope John Paul II : a biography Search inside 

See the “Blue Tab,” above to indicate how long you can view this book.



Preview  1 / 208 